




Miami Community Charter School
"Transform Obstacles into Opportunities"

SAT -10
Practice Packet
Kindergarten

Comprehension

Look at each illustration. Describe what is going on in the picture.
Color in the bubble next to the correct answer.

1.




- The boy is sleeping.
- The boy is at school.
- The boy is at the beach.
- The boy is in a car.

2.




- The girl is reading.
- The girl is eating.
- The girl is at the movies.
- The girl is in a car.

3.



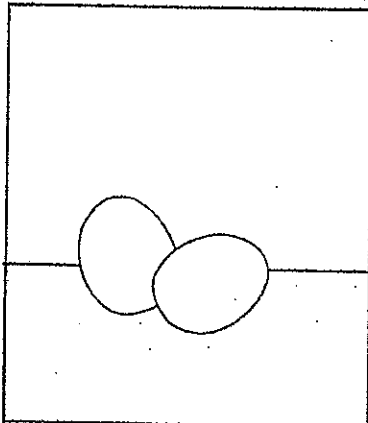
- The girl is eating.
- The girl is playing baseball.
- The girl is at school.
- The girl is sleeping.

4.

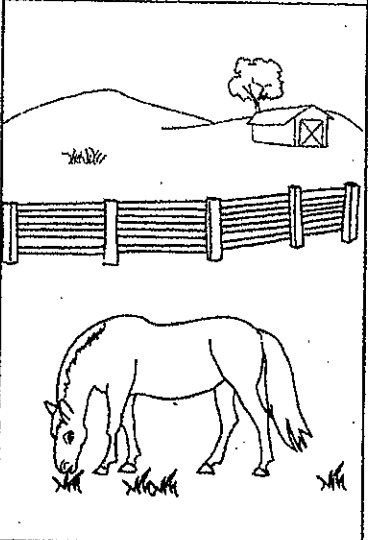



- The boy is playing.
- The boy is eating.
- The boy is at school.
- The boy is sleeping.



Look at each set of pictures and try to figure out what happened.
Circle your answer.




The chicks hatched.
The chicks came and broke the eggs.
The eggs fell down and cracked open.



Someone mowed the lawn.
All the grass died.
The horse stopped eating because it was full.



The tree fell over in the wind.
Someone chopped the tree down.
A beaver cut down the tree.



Find The Main Idea

The ***main idea*** is the most important idea in a paragraph. Sometimes, the main idea is the first sentence. Sometimes the main idea is in the middle or at the end. Read the paragraphs carefully. Circle the main idea.

Kittens need special care. You have to feed kittens twice a day. They have a lot of energy. You need to play with them often. Kittens will chew on almost anything they find. You have to watch them closely.



What is the main idea?

1. Kittens will chew on almost anything.
2. Kittens need special care.

The puppy began to eat, but then he stopped. He yawned and stretched. He chased his tail. He rolled over and barked. He licked his paw. Finally, he went back to his dish and finished eating.




What is the main idea?

1. The puppy likes to eat.
2. The puppy takes a long time to eat.

What's in a Story?

Read the story, then write the main idea in the middle box. Write one detail in each of the other boxes.

It's the first day of school! Ellie is very excited. She takes her new backpack and lunchbox to school. She is happy to see her friends in the classroom. The students like their teacher. Everyone has a good first day of school.




Detail:

Detail:

Main idea:

Detail:

Detail:



Read the passage. Then answer each question.

THE THUNDERSTORM

The kids were outside playing catch. They heard a rumble in the sky.


They didn't want to stop playing, but they knew it wasn't safe to be out in a storm. Also, they did not want to get wet.

They decided to go inside and play a board game. They loved listening to the thunder as they played their game.

The kids went outside again after the storm had passed. They saw a rainbow!

Answer the Questions:

1. What were the kids playing outside?
2. What did they hear?
3. Where did they go?
4. What did they play inside?



Read the poem. Then answer each question.

AT THE ZOO

By William Makepeace Thackeray

First I saw the white bear, then I saw the black;
Then I saw the camel with a hump upon his back;
Then I saw the grey wolf, with mutton in his maw;
Then I saw the wombat waddle in the straw;
Then I saw the elephant a-waving of his trunk;
Then I saw the monkeys—mercy, how unpleasantly they smelt!

Answer the Questions:

1. What colors were the two bears?
2. What did the camel have upon his back?
3. What did the wombat do in the straw?
4. Which is the last animal that was seen?



Read the passage. Then answer each question.

SUMMER NIGHTS

It is nighttime in the summer.

Luke, Jake and Connor look up at the sky. Jake sees the Milky Way. Luke points to the moon. It is a half moon. Connor looks at all of the bright stars.

After they study the sky, they collect fireflies in a jar. They hear an owl hoot loudly from a nearby tree.


The boys love being outside on summer nights. They sleep in a tent so they can stay out all night.

When they are ready to go bed, they climb into the tent and use the fireflies as a nightlight.

They let the fireflies go in the morning so they can catch them again the next time they sleep outside.

Circle the best answer for each question:

1. What do Luke, Jake and Connor look at?
 - a) The night
 - b) The sky
 - c) A bird
 - d) The sun
2. What does Luke point to in the sky?
 - a) The clouds
 - b) The stars
 - c) The moon
 - d) The plane
3. What do the boys collect in a jar?
 - a) Fireflies
 - b) Worms
 - c) Ants
 - d) Leaves
4. Where do the boys sleep?
 - a) In bed
 - b) On a cot
 - c) In a tent
 - d) On the grass



Read the passage. Then answer each question.


SUN, STARS AND MOON

In the sky, you can see the sun, stars, and the moon.

The sun is up during the day. It is very hot. The sun gives us light and heat. Plants need the sun to grow.

We can see the stars at night. They give off light and heat, like the sun. That is because the sun is a star, too! There are more stars than we can count.

Some people see shapes in the stars. A group of stars that make a shape is called a constellation. Have you ever seen the Big Dipper? That is a constellation!



The moon is out at night. Sometimes we can still see it during the day! It does not give off light and heat.

Answer each question:

1. What is this passage about?
 2. How are the sun and the stars the same?
 3. What is a *constellation*? Highlight the words that helped you.
 4. How is the moon different than the sun and the stars?
 5. Do you know any other facts about the sun, stars, or moon? Write what you know.
-

Print Writing Practice

Name: _____ Date: _____

I am a first grader now.

Print Writing Practice

Name: _____ Date: _____

Summer is finally here!


Print Writing Practice

Name: _____ Date: _____

I love my school and teachers.

Number Line

Use the number line to find the answer to each problem. Look at the first number in the problem. Put your pencil on that number on the number line. Look at the second number in the problem. Move your pencil to the right that many numbers on the number line to find the answer.



① $4 + 2 =$ _____

② $0 + 5 =$ _____

③ $1 + 6 =$ _____

④ $7 + 3 =$ _____

⑤ $5 + 4 =$ _____

⑥ $1 + 9 =$ _____

⑦ $8 + 2 =$ _____

⑧ $4 + 0 =$ _____

⑨ $6 + 3 =$ _____

⑩ $3 + 3 =$ _____

⑪ $2 + 3 =$ _____

⑫ $2 + 7 =$ _____

Sea Mystery Color By Number

Subtract the problems. Color the spaces to match the answers in the code below.

2 = blue

3 = red

4 = green

5 = gray

$2-0=$

$8-6=$

$8-3=$

$$\begin{array}{r} 9 \\ - 6 \\ \hline \end{array}$$

$5-0=$

$6-1=$

$$\begin{array}{r} 5 \\ - 3 \\ \hline \end{array}$$

$4-2=$


$5-1=$

$6-2=$

Name: _____ Date: _____

Shape Jumble

Color all the circles red, all the triangles blue, and all the squares green.




1. How many **circles** did you color? _____
2. How many **triangles** did you color? _____
3. How many **squares** did you color? _____


Telling Time 2




Melissa Mouse is learning how to read a clock.
Help her finish writing the times for each clock by looking at
each clock and writing the time you see.




___:00




___:00




___:00



___:00



___:00



___:00



Circle the clock that shows 2:00. Copy the hands onto
Melissa's new dinosaur clock.