

# Miami Community Charter School

[www.mccsedu.org](http://www.mccsedu.org)

December 22, 2017

Dear Parent (s):

Students are to complete the Winter Assignment packet that will review the essential skills during the winter recess. Students must show their work for the Math portion of the packet. On Monday January 8, 2018; your child must return his/her completed packet to their teacher.

Sincerely,

  
Maria Alba-Quesada, M.Ed.

Principal

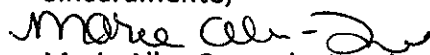
---

22 de Diciembre del 2017

Estimados Padres:

Los estudiantes tienen que completar el material en el folleto para que puedan repasar las destrezas esenciales durante las vacaciones de invierno. Los estudiantes tienen que mostrar como llegaron a la respuesta final en los trabajos de matemáticas. El lunes día 8 de enero de 2018, el estudiante tiene que traer su trabajo terminado y entregarlo a la maestra/o de salón de hogar. Cada folleto tendrá un valor de dos (2) calificaciones.

Sinceramente,

  
Maria Alba-Quesada, M.Ed.

Directora

---

**Main Campus:**  
18720 SW 352 Street  
Florida, City, FL 33034  
Phone: (786) 243-9981

**Building 2:**  
101 SW Redland Road  
Florida City, FL 33034  
Phone: (305) 245-2552




Name \_\_\_\_\_

# Reading Comprehension

Read the short passage and answer the questions.

## Fluffy the Cat

Fluffy is a cat. She likes to play. Fluffy can jump very high.



1. What kind of animal is Fluffy?

- dog
- cat

2. What does she like to do?

- play
- jump

3. What can Fluffy do?

- jump high
- walk


Name \_\_\_\_\_

# Reading Comprehension

Read the short passage and answer the questions.

## Bake a Cake

Lucy will bake a cake.  
She loves cake. Lucy's  
mom will help her.



1. Who will bake a cake?

- Mary
- Lucy

2. What does she love?

- cake
- sugar

3. Who will help her?

- Mom
- her friend


Name \_\_\_\_\_

# Reading Comprehension

Read the short passage and answer the questions.

## Snow Day

Sam likes the snow.  
He will play in the  
snow. Sam will ask  
Tom to play.



1. What does Sam like?

- hats
- snow

2. What will he do?

- play in the snow
- throw the snow

3. Who will he ask to play?

- Mom
- Tom


Name \_\_\_\_\_

# Reading Comprehension

Read the short passage and answer the questions.

## Christmas Eve

Kim is happy. She is waiting for Santa. She will leave him cookies and milk.



1. Who is happy?

- Kim
- Santa

2. Who is she waiting for?

- Kim
- Santa

3. What will she do?

- go to sleep
- leave cookies and milk


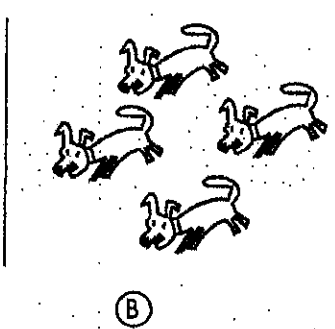
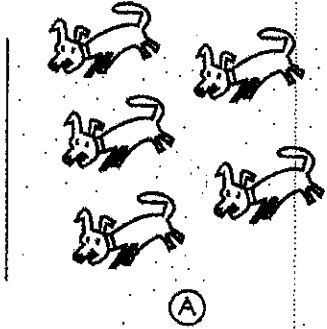
SAT-10 Daily Practice, Kindergarten  
First Quarter – Week 8

Name: \_\_\_\_\_


Date: \_\_\_\_\_

1. Look at the number and find the set that shows how many. Mark your answer.

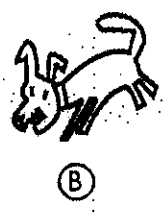

4



2. Which turtle is in the 9th position? Mark your answer



3. Look at the pictures. Which is the lightest object? Mark your answer.



SAT-10 Daily Practice, Kindergarten  
First Quarter – Week 9

Name: \_\_\_\_\_

Date: \_\_\_\_\_

1. Draw a line and match the number word with the number.

6	Seven
3	Six
8	Two
7	Three
2	Eight

2. Look at the numbers. What number is missing? Mark your answer.

10 9 8  6 5 4 3 2 1

9

(A)

10

(B)

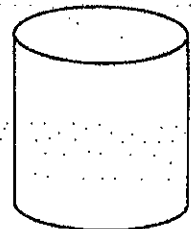
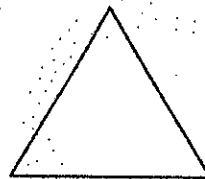
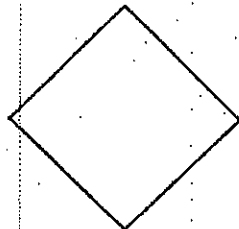

7

(C)

3

(D)

3. Circle the cylinder.






SAT-10 Daily Practice, Kindergarten  
First Quarter – Week 9

Name: \_\_\_\_\_

Date: \_\_\_\_\_

1. I have 3 stars. Mrs. Garcia gives me 2 more. How many stars do I have all together? Mark your answer.



2  
Ⓐ

5  
Ⓑ

3  
Ⓒ

4  
Ⓓ

2. Pia went for a walk and saw three birds in a tree. She then saw two more. How many birds did she see all together? Mark your answer.



2

Ⓐ

5

Ⓑ



3

Ⓒ

4

Ⓓ

3. Look at the set of pigs. How many pigs do you see? Mark your answer.



five

Ⓐ

seven

Ⓑ

six

Ⓒ

eight

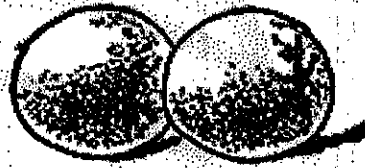
Ⓓ

SAT-10 Daily Practice, Kindergarten  
First Quarter – Week 10

Name: \_\_\_\_\_

Date: \_\_\_\_\_

1. Count the sets and write the number. Tell how many oranges in all. Mark your answer.



\_\_\_\_\_  
\_\_\_\_\_  
\_\_\_\_\_

\_\_\_\_\_  
\_\_\_\_\_  
\_\_\_\_\_


8  
(A)

6  
(B)

7  
(C)

5  
(D)

2. Look at the sets of tents. How many tents are there in all? Mark your answer.



4  
(A)

3  
(B)

5  
(C)


6  
(D)

3. Look at the underlined numbers and write them in order from greatest to least.




6, 10, 8, 7, 5, 9

Directions: Read each sentence. Bubble under the picture that matches the sentence.



1. He sees a frog.


2. They have three pencils.

3. We will make a snowman.

4. The bird is in the tree.

Name \_\_\_\_\_

Reading

---

---

---

---

Last,

---

---

---

---

Then,

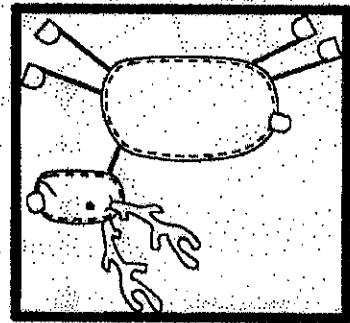
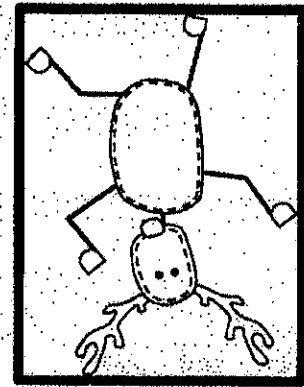

---

---

---

---

First,



This is what he did:


I saw one of Santa's \_\_\_\_\_  
reindeer!  
name


Name \_\_\_\_\_


Directions: Read each sentence. Bubble under the picture that matches the sentence.

Reading

can you turn on the light?










1.

can swim at the lake.







2.

The baby is cute.










3.




I can ride in that wagon.







4.



Handwriting practice lines with the words 'lost', 'next', and 'first' written in reverse order for tracing.

Blank handwriting practice box.

Blank handwriting practice box.

Blank handwriting practice box.

I can sequence. Order the pictures and write a sentence to describe each picture.

Name


Name \_\_\_\_\_

# Reading Comprehension

Read the short passage and answer the questions.

## Christmas Eve

Kim is happy. She is waiting for Santa. She will leave him cookies and milk.



1. Who is happy?

- Kim
- Santa

2. Who is she waiting for?

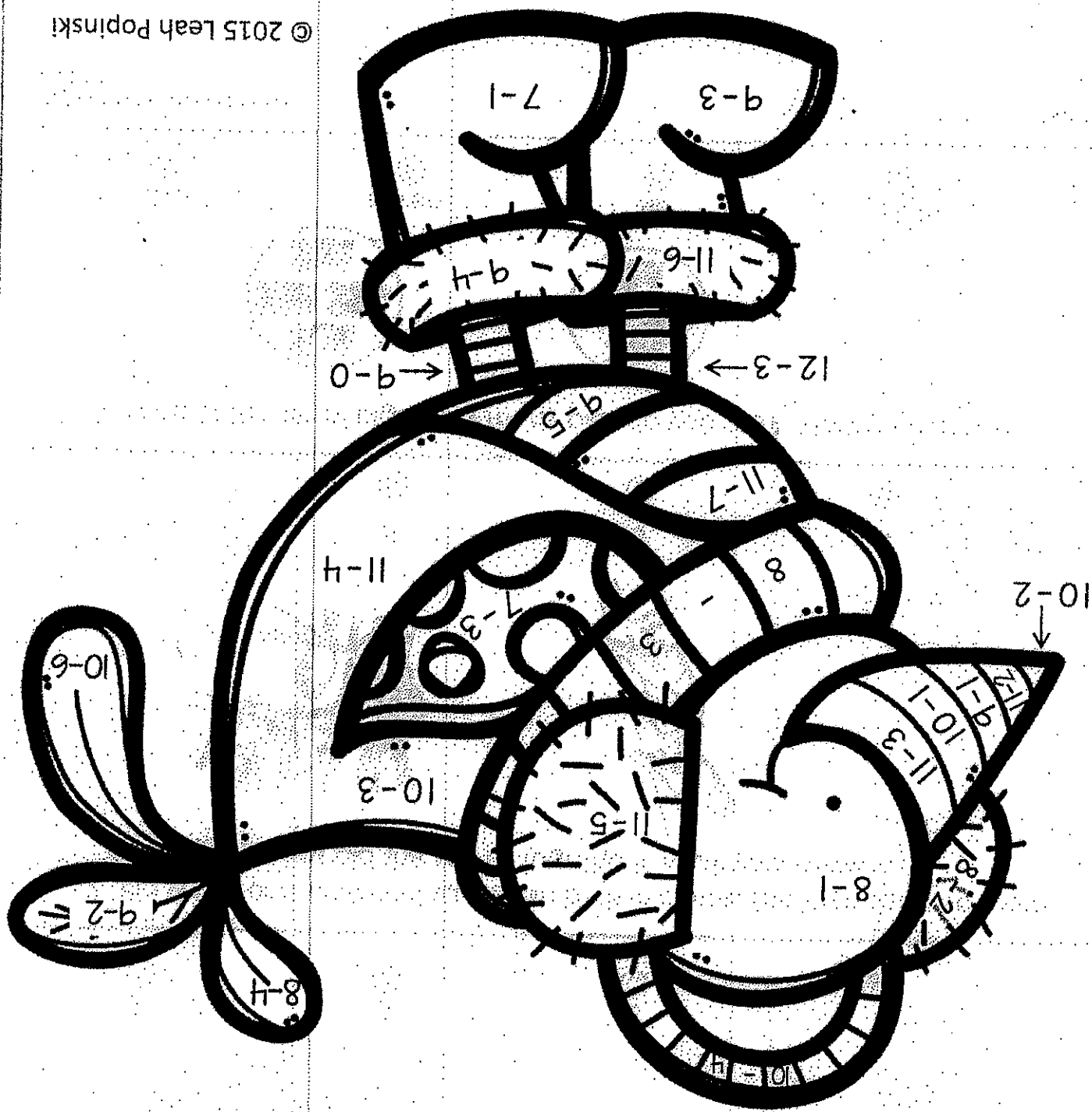
- Kim
- Santa

3. What will she do?

- go to sleep
- leave cookies and milk







Answer = Color

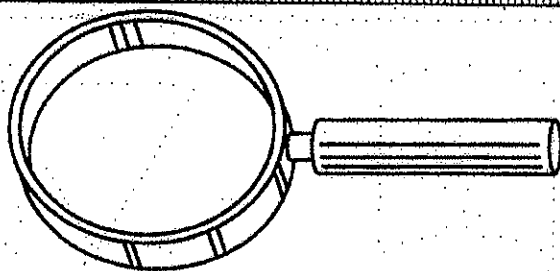

Blue = 5	Red = 7	Yellow = 8	Green = 6
Orange = 9	Violet Red = 4		

Color Key


Date \_\_\_\_\_

Name \_\_\_\_\_

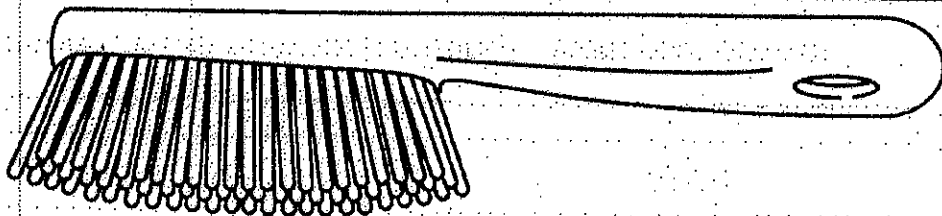

\_\_\_\_\_ inches



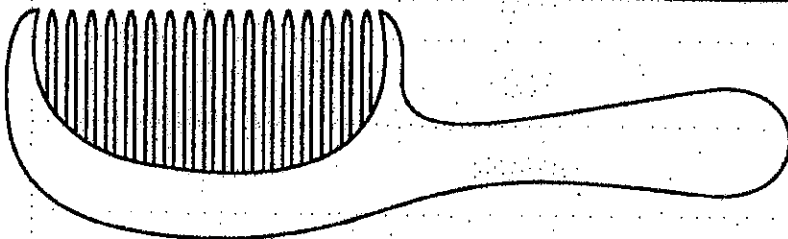

\_\_\_\_\_ inches



\_\_\_\_\_ inches



\_\_\_\_\_ inches





Write how long each object is in inches.

### Measuring with Inches

\_\_\_\_\_ Name

\_\_\_\_\_ Date

Directions: Color the shapes so that two are alike and one is different.



9. Draw three things. Color them so that two are the same and one is different.

10. Draw three things. Color them so that two are the same and one is different.

Name \_\_\_\_\_ Date \_\_\_\_\_

