

# Miami Community Charter School


[www.mccsedu.org](http://www.mccsedu.org)

December 22, 2017

Dear Parent (s):

Students are to complete the Winter Assignment packet that will review the essential skills during the winter recess. Students must show their work for the Math portion of the packet. On Monday January 8, 2018; your child must return his/her completed packet to their teacher.

Sincerely,

  
Maria Alba-Quesada, M.Ed.

Principal


---

22 de Diciembre del 2017

Estimados Padres:

Los estudiantes tienen que completar el material en el folleto para que puedan repasar las destrezas esenciales durante las vacaciones de invierno. Los estudiantes tienen que mostrar como llegaron a la respuesta final en los trabajos de matemáticas. El lunes día 8 de enero de 2018, el estudiante tiene que traer su trabajo terminado y entregarlo a la maestra/o de salón de hogar. Cada folleto tendrá un valor de dos (2) calificaciones.

Sinceramente,

  
Maria Alba-Quesada, M.Ed.

Directora

---

**Main Campus:**  
18720 SW 352 Street  
Florida, City, FL 33034  
Phone: (786) 243-9981

**Building 2:**  
101 SW Redland Road  
Florida City, FL 33034  
Phone: (305) 245-2552



NAME \_\_\_\_\_

READING  
FLUENCY

DRA 8

**E6**

LEXILE 290

LEVEL E - SET 2


## Dandy Dandelions

You find dandelions in lots of places.  
Grass or dirt, sun or shade, wet or dry--  
dandelions grow almost anywhere!

7

16

20




Dandelions have yellow flowers.  
The flowers open in the morning and  
close at night.

24

31

34

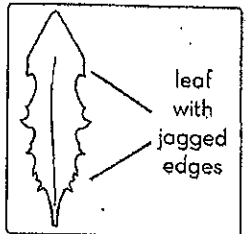


*Dandelion* means lion's tooth.  
The spiky leaves look like little teeth.  
You can eat the leaves.

38

45

50





The flower changes to a puff of seeds.  
The wind blows them away. The seeds  
will grow and make new flowers.

58

65

71





 **day 1** FOCUS: read to identify key details.

Read the text. Look for information about dandelions. Underline 3 facts about dandelions.

## Dandelion Facts:

1. \_\_\_\_\_
2. \_\_\_\_\_
3. \_\_\_\_\_

 **day 2** FOCUS: read to find the meaning of a word.

Read the text. Find the sentence that explains the meaning of the word *dandelion*. Color the sentence .


### What does *dandelion* mean?

\_\_\_\_\_

### Why is it a fitting name for this plant?

\_\_\_\_\_

\_\_\_\_\_

 **day 3** FOCUS: read to notice how illustrations help you understand.


A caption is a few words that tell more about a picture. Read the text. Circle the caption in the illustration of dandelion seeds.

### How does the caption and illustration help explain why the seeds blow away?

\_\_\_\_\_

\_\_\_\_\_

\_\_\_\_\_

 **day 4** FOCUS: read to form an opinion.

Some people think dandelions are ugly weeds. Others think they are pretty flowers. Read the text.

### My opinion is that dandelions are:

just ugly weeds       pretty flowers

I think this because \_\_\_\_\_

\_\_\_\_\_

NAME \_\_\_\_\_

READING  
FLUENCY

DRA 8

**E7**

LEXILE 280

LEVEL E - SET 2

## Spring Magic

It was a beautiful day. It felt more like  
summer than fall. Tala helped her  
mom plant bulbs in the garden.

9

15

21

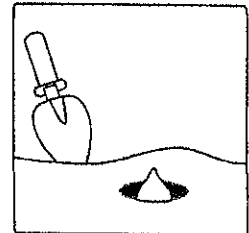


Tala dug a hole. Mom put in a bulb.  
"Flowers bloom in spring," said Tala.  
"Why are we planting now?"

30

36

41

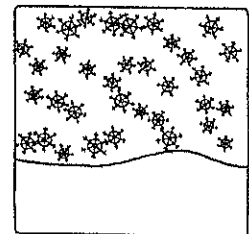


Mom said, "We are making spring  
magic. All winter the bulbs sleep.  
They bloom when it is warm again."

47

53

60




A tiny sprout grew after many days.  
Soon flowers bloomed. "Look Mom!"  
Tala said, "We made spring magic!"

67

72

78



**day1** FOCUS: read to find how the setting changes.

**Setting** is WHERE and WHEN a story happens. This story takes place in different seasons. Read the text. Circle words that tell the season.

**Write the season that matches each event.**

Bulbs were planted in \_\_\_\_\_

Bulbs slept during the \_\_\_\_\_

Bulbs bloomed in the \_\_\_\_\_

**day2** FOCUS: read to identify cause and effect.

Tala's mom is teaching her about spring magic. Read the text. Underline the things they must do in fall to make the magic.

What do they do in the fall?                      What happens in the spring?

**CAUSE**                      **EFFECT**

**day3** FOCUS: read to notice how illustrations help you understand.

Read the text. Look at the illustrations. Draw a line from each picture to a sentence in the story that tells more about it.

**How do the pictures help you understand the story?**

---



---



---

**day4** FOCUS: read to find connections to your life.

Read the text. Pay attention to how long it took for Tala to see the magic happen.

**When have you had to wait a long time for something?**

---



---



---

## Grade 2 Math Word Problems Worksheet

---

Read and answer each question. Show your work!

### Mixed Addition and Subtraction Word Problems #1

1. 14 birds were sitting in a tree. 21 more birds flew up to the tree. How many birds were there altogether in the tree?
2. 29 birds were sitting in a tree. Some more fly up to the tree. Then there were 42 birds in the tree. How many more flew up to the tree?
3. Beth has 74 crayons. She gives 25 of them away to Jen. How many crayons does Beth have left?
4. Cindy's mom baked 41 cookies. Paul's dad baked 38 cookies. They both brought them to school for a party. How many cookies did they have altogether?
5. 18 children were riding on the bus. At the bus stop, some more children got on the bus. Then there were 25 children altogether on the bus. How many children got on the bus at the bus stop?



## Grade 2 Math Word Problems Worksheet

---

Read and answer each question. Show your work!

### Mixed Addition and Subtraction Word Problems #3

1. Robin had 18 pieces of gum. Her brother gave her some more pieces. Now Robin has 44 pieces in all. How many pieces of gum did Robin's brother give her?
2. Bobby has 142 books. Kristi has 78 books. How many more books does Bobby have than Kristi?
3. Tommy had some balloons. His mom gave him 34 more balloons for his birthday. Then, Tommy had 60 balloons. How many balloons did Tommy have to start with?
4. Alex had some candles for his Jack O' Lanterns. He used 32 of them. Now he has 12 left. How many candles did Alex have to start with?
5. There were 14 kids on the soccer field. 22 kids decided to join in. Now how many kids are on the soccer field?



Name : \_\_\_\_\_

Score : \_\_\_\_\_

Teacher : \_\_\_\_\_

Date : \_\_\_\_\_

$$\begin{array}{r} 44 \\ - 35 \\ \hline \end{array}$$

$$\begin{array}{r} 62 \\ + 82 \\ \hline \end{array}$$

$$\begin{array}{r} 64 \\ + 36 \\ \hline \end{array}$$

$$\begin{array}{r} 67 \\ - 66 \\ \hline \end{array}$$

$$\begin{array}{r} 73 \\ + 93 \\ \hline \end{array}$$

$$\begin{array}{r} 77 \\ + 46 \\ \hline \end{array}$$

$$\begin{array}{r} 30 \\ + 22 \\ \hline \end{array}$$

$$\begin{array}{r} 99 \\ + 60 \\ \hline \end{array}$$

$$\begin{array}{r} 50 \\ + 31 \\ \hline \end{array}$$

$$\begin{array}{r} 80 \\ - 25 \\ \hline \end{array}$$

$$\begin{array}{r} 64 \\ - 61 \\ \hline \end{array}$$

$$\begin{array}{r} 45 \\ + 90 \\ \hline \end{array}$$

$$\begin{array}{r} 54 \\ - 36 \\ \hline \end{array}$$

$$\begin{array}{r} 57 \\ + 65 \\ \hline \end{array}$$

$$\begin{array}{r} 66 \\ - 28 \\ \hline \end{array}$$

$$\begin{array}{r} 91 \\ - 23 \\ \hline \end{array}$$



